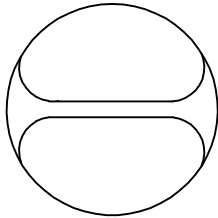
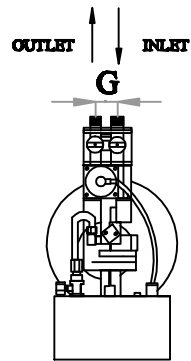


# Combination Softener and Tannins Filter

TOP VIEW -BRINE TANK



TOP VIEW -MINERAL TANK



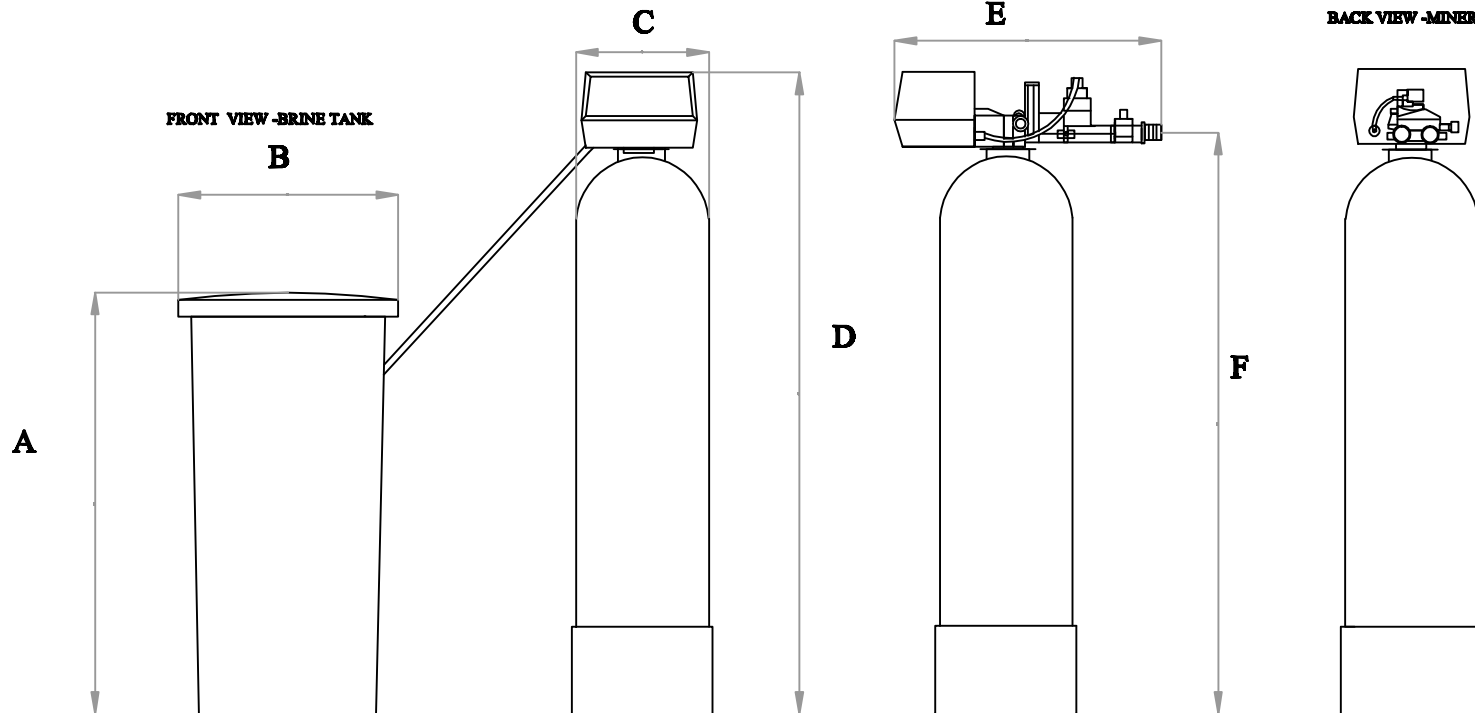
DIMENSIONS INCHES (CM)		
	STF20-860	STF30-860
A	38 (97)	38 (97)
B	22 (56)	22 (56)
C	12 (30)	14 (36)
D	59 (150)	72 (183)
E	19 (48)	19 (48)
F	54 (137)	67 (170)
G	2 (5)	2 (5)

FRONT VIEW -MINERAL TANK

SIDE VIEW -MINERAL TANK

BACK VIEW -MINERAL TANK

FRONT VIEW -BRINE TANK



S/F-STF-D1