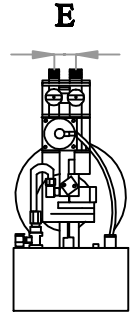


# CHLORAMINES REMOVAL FILTER

TOP VIEW -MINERAL TANK


OUTLET INLET



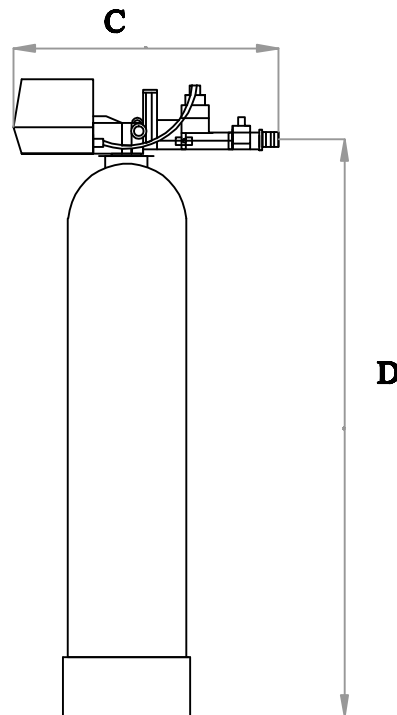
DIMENSIONS INCHES (CM)

	CLF20	CLF40
A	14(36)	16(41)
B	57(145)	72(183)
C	19(48)	19(48)
D	52(132)	67(170)
E	2(5)	2(5)


FRONT VIEW -MINERAL TANK



SIDE VIEW -MINERAL TANK



BACK VIEW -MINERAL TANK



F-CLF-D38